



Steelcase Workspaces Catalog

Prepared for Canadian Federal Government

Steelcase®

Category 1

Workstation Systems

Interconnecting Panel Systems

Benching Systems

Service Spine (Beam) Systems

Answer Panel Systems

Answer Panel System is part of a family of products designed to support both individuals and groups, in resident and nomadic settings, with the flexibility to adapt and evolve as the needs of your organization, your people, and your culture shift.



Product Highlights

Adapt Over Time

- Answer panel settings are created from a dynamic frame that allows you to change your space as your needs change.

Maximize Real State

- The Answer panel frame supports extensive integration of storage and worksurfaces to efficiently support you and your work in exactly the footprint you need.



Answer Panel specification details

Click on “Answer Spec Guide”

Montage Panel Systems

Montage is a refined, architectural culmination of all that we at Steelcase have learned about work and the workplace. Montage offers a breadth of surface material options, is highly customizable and features a superior fit and finish.



Product Highlights

Choose Your Space

- Stackable and destackable frames allow for varying levels of visual and acoustical privacy.
- Hinged or pocket doors are available for spaces where additional privacy is needed.
- Features like frameless glass dividers, full-height tiles that don't require base trim, and extended top caps that minimize seams help you customize your space even more.
- Available in monolithic and tiled options.



Montage Panel specification details

Click on "Montage Spec Guide"

Kick Panel Systems

Kick’s simple design allows you to build a variety of spaces that blend, both aesthetically and functionally.



Product Highlights

Key Benefits

- Applications ranging from panel based to open plan environments using Kick systems and Kick freestanding.
- Blend of open collaboration with low panels and full glass panels to enclosed privacy with tall panels, stackers and a sliding door option.
- Thin profile is perfect for high density areas where optimization of real estate is a critical business issue.
- Simple product design that allows for quick adds and changes to an application.



Kick Panel specification details

Click on “Kick Spec Guide”

Answer Fence

Create an open and social workspace with Answer fence, an office desk barrier.



Product Highlights

Flexible Solution

- Answer Fence expands the possibilities for varied, easy-to-change work settings that feel more open and inviting.

Smart Design

- With its low profile and open base, Answer fence lends a light, clean aesthetic. It is available in a variety of paint finishes to blend in or stand out.



Answer Fence specification details

Click on “Answer Spec Guide”

Answer Beam

Answer beam builds a robust workspace complete with storage, privacy and power at a low-height and lighter scale.



Product Highlights

Lighten Up

- Answer Beam’s integrated top cap rail supports mounted storage, screens, worksurfaces and work tools, greatly expanding possibilities for varied work settings that feel more open and inviting.

Privacy + Power

- A robust power and data system seamlessly integrates into Answer Beam. Multiple access points and cable management allows workers to connect to power and each other with ease.



Answer Beam specification details

Click on “Answer Spec Guide”

Migration SE Bench

Migration SE height-adjustable bench offers a simple and reliable solution that is available in Single- and dual-sided basic or extended height benches.



Product Highlights

Performance + Features

- Add centered screens, end panels or boundary screens, and utility poles to create a customized solution to fit compressed floorplans.
- Obstruction Sensing Technology comes standard on Migration SE. When the worksurface comes into contact with an object, it will backtrack to relieve the collision.



Migration SE Bench specification details

Click on “Migration SE Spec Guide”

Ology Bench

Ology height-adjustable benches support the wellbeing of workers in any health-conscious work environment regardless of size, layout or footprint.



Ology Bench specification details

Click on “Benching Spec Guide”

Product Highlights

Ergonomics Tailored to Individual Needs

- Ology is available with an integrated rail that supports space division, lighting, power and worktools, which can all be customized to meet the specific needs and workstyles of the user.
- An optional soft edge profile helps to significantly reduce unhealthy pressure on forearms and reduce feelings of shoulder and neck fatigue.

Bivi Collection

Designed with teams in mind, Bivi brings insight-led simplicity to modular, reconfigurable benching systems.



Product Highlights

Privacy & Focus Zones

- Heads down work demands careful attention without distractions. Bivi's Privacy Screens and Arch Infills create visual boundaries so you can stay focused and productive.

Where Does Talent Want Power? Built In

- One of Bivi's great strengths is built-in power and media options. Lots of them. One-, two-, and four-circuit power solutions. Table-top accessory power ways. Laptop and large-display mounting options. Integrated. Discreet. Convenient.



Bivi specification details

Click on "Bivi Spec Guide"

FrameOne

FrameOne Bench offers sleek and secure protection for data and power. A sliding top & multiple tray options make cable management a breeze, while an integrated rail provides space for monitor arms, lighting and more.



Product Highlights

Flexible + Adaptive

- FrameOne with Rail seamlessly adapts to diverse individuals, teams and groups – supporting varying levels of mobility and collaboration found in organizations today. The integrated center rail can be customized with screens, monitor arms, lighting and more.

Streamlined + Refined

- Simply and beautifully, FrameOne without Rail supports a wide selection of work styles through a refined look that broadens aesthetic possibilities and complements any environment.



FrameOne specification details

Click on “Benching Spec Guide”

Category 2

Worksurface Products

Fixed Height Worksurfaces

Height Adjustable Worksurfaces

Height Adjustable Worksurface with Integrated Credenzas

Universal Worksurfaces

By connecting and working across many of our Steelcase systems solutions, Universal worksurfaces maximize your planning flexibility. Perfect for any freestanding or panel-mounted application.



Product Highlights

- Creates open plan, private settings, conference and team areas.
- Delivers a light-scale aesthetic to any application.
- Applications include freestanding, mobile and panel-mounted.
- Worksurfaces for desks are available in straight, transition, tapered, corner, extended corner, bullet peninsula as well as many others



Universal Worksurface specification details

Click on “Answer Spec Guide”

Flex Collection

The Steelcase Flex Collection creates an ecosystem of flexible spaces for focus, collaboration and connections in the hybrid workplace through a range of interconnected essentials including fixed height and height adjustable worksurfaces.



Product Highlights

Range of Privacy Options

- A range of privacy options gives team members choice and control when they need to focus. This space provides an owned home for individuals who spend most of their day focusing.
- Worksurfaces available in fixed height, height adjustable, seated and standing tables.



Flex Collection specification details

Click on “Steelcase Flex Collection Spec Guide”

West Elm Work Sutton

Elevate your work with the West Elm Work Sutton Height-Adjustable Desk. Inspired by the silhouette of mid-century tables yet modernized with the functionality of sit-to-stand height adjustability for work today. The residential aesthetic brings the comfort of home to work.



Product Highlights

Wellbeing

- Basic and extended-height options make it easy to change worksurface height and postures. Available with simple touch or active touch.

One Cord Out

- Integrated power option allows for convenient powering of technology, hosting up to seven plugs giving you a one cord out power solution.



Sutton specification details

Click on “West Elm Spec Guide”

Elective Elements Fixed Height & Height Adjustable Worksurfaces

Elective Elements is a freestanding office workstation designed to address the changing workspace requirements in today's private and open-plan office environments.



Product Highlights

Fixed Height Worksurfaces

- Available in a variety of finishes and sizes that fit seamlessly in the private office to the open plan. Parametric sizing lets you specify depths and widths down to 1/16-inch increments, and exacting heights.

Height Adjustable Worksurface with Integrated Credenza

- Employees have the flexibility to shift postures during the day through a beautiful solution that promotes wellbeing and meets status and image requirements. Ology Height Adjustable Desk blends seamlessly with Elective Elements storage solutions.



Elective Elements specification details

Click on “Elective Elements Spec Guide”

Currency Fixed Height & Height Adjustable Worksurfaces

Durable and cost-effective, Currency is a broad portfolio of laminate desking, storage, and conferencing solutions that work hard and look great in settings of all types – from private offices to the open plan.



Currency specification details

Click on “Currency Spec Guide”



Product Highlights

Fixed Height Worksurface

- Parametric capability allows for specifying depths, widths, and heights at 1/16th inch increments. With this level of precision, you can customize settings with a truly tailored fit. Always a good value, Currency offers quality construction and durable performance.

Height Adjustable Worksurface with Integrated Credenza

- Currency Credenza and other storage options blend seamlessly with Steelcase height adjustable worksurfaces: Ology, Migration SE, and Slim Leg HAD.

Slim Leg Height Adjustable Desk

The Slim Leg height-adjustable desk (HAD) was designed to support wellbeing and dynamic work. The light and modern aesthetic integrates seamlessly with other Steelcase products while providing a visual richness.



Product Highlights

Canvas for Expression

- Woodgrain cascades over bold painted metal for a sculptural waterfall effect. Express brand and exceed expectations with your selections from a wide collection of rich wood veneers, versatile high-pressure and low-pressure laminates, and beautiful metal finishes.

Standard + Optional Features

- Worksurfaces are 1.125" thick
- Worksurfaces are available in parametric widths of 1/16" between 60" and 84", and depths of 28", 29", 30", 34", 35" or 36"
- Height range of single stage is 27.5" – 47.2" to accommodate 1.5 high storage



Slim Leg HAD specification details

Click on "Currency Spec Guide"

Migration SE Desk & Bench

Migration SE is a value driven height-adjustable solution that supports a broad range of applications. Integrating with the existing environment it gives workers the freedom to choose between seated and standing postures.



Product Highlights

A Product Line that Evolves

- From rectangle desks to 90- and 120-degree corner desks, sharp to softened shapes, static to fluid, Migration SE evolves to the unique design and application needs for the space.

Comprehensive Wellbeing

- From small movements for correcting seated posture to adding full range of movement, Migration SE offers a wellbeing outlet during the workday.



Migration SE HAD specification details

Click on “Migration SE HAD Spec Guide”

Migration SE Bench specification details

Click on “Migration SE Spec Guide”

Ology Desk & Bench

Ology™ is designed to support the wellbeing of workers and encourage a more health-conscious environment. Every aspect of Ology has been designed to promote user movement and wellbeing.



Product Highlights

Supporting Wellbeing in the Workplace

- The health of any organization is dependent on the wellbeing of its employees. A healthy work-place safeguards the company's most significant investment—its people—ensuring maximum efficiency and innovation.

Improving the Physiology of Work

- Ology makes it easy to change worksurface height and posture, and its convenient, intuitive controls encourage more health-conscious behaviors.



Ology HAD specification details

Click on "Height Adjustable Desks Spec Guide"

Ology Bench specification details

Click on "Benching Spec Guide"

West Elm Work Greenpoint Desk & Bench

West Elm Work Greenpoint Desk & Bench offers a contemporary take on benching with its distinct visual language and fresh materiality options. Designed by West Elm and made by Steelcase.



Product Highlights

Made For The Office

- All products in the West Elm Work Collection are designed with performance in mind and are manufactured to withstand the additional wear and tear that products encounter in the workplace.

Style And Functionality

- West Elm Work Greenpoint Benching features integrated storage and pop-up power to make work easier. Its pared-back look works in traditional office spaces and open floor plans alike, and a breadth of material options support any aesthetic.



Greenpoint specification details

Click on “West Elm Spec Guide”

Mackinac

Like the Michigan bridge that inspired its name, Mackinac helps people connect and easily navigate from activity to activity. Distinct microzones support focused work, small group collaboration and privacy for rejuvenation.



Product Highlights

For All The Ways You Work

- Height-adjustable cantilevered worksurfaces allow people to easily shift from individual focused work to collaboration.

Make It Yours

- Mackinac is available in a wide range of veneers, laminates, glass, textile, Corian, paints and more that make Mackinac—and the whole work experience—your own.



Mackinac specification details

Click on “Steelcase Leadership Solutions Spec Guide”

Groupwork Work Surface Tops

Groupwork is an endless collection of tables and multipurpose whiteboards designed to support the dynamic nature of collaborative work, from conference rooms and training spaces to cafés and lounges, and every space in between.



Product Highlights

Working Together

- Meetings like project kick-off's, group reviews, working sessions and status updates are common in every organization. Designed for collaboration, Groupwork goes in any conference setting to support the ways people work together.

Impromptu Collaboration

- Collaboration doesn't always happen in meeting rooms. Sometimes it's an Impromptu chat in the café or a quick touch base in a lounge setting. Versatile and configurable, Groupwork supports collaboration wherever it's happening.



Groupwork specification details

Click on “Conference and Collaborative Tables Spec Guide”

TS Series Storage Work Surface Tops

With a fundamental and clean design, TS Series is a hard-working, economical steel base solution that can flexibly integrate into a wide range of Steelcase workspace applications.



Product Highlights

Features

- Worksurface tops available on TS Storage products



TS Series specification details

Click on “Storage Spec Guide”

Category 3

Filing and Storage Products

Bag Drops

Pedestals

Lateral Filing Cabinets

Credenzas

Hutches

Bookcases

Personal Storage Towers

Slide-out Personal Storage Towers

Storage Cabinets

Storage Lockers

Wardrobes

TS Series Storage

With a fundamental and clean design, TS Series storage is a hard-working, economical steel base solution that can flexibly integrate into a wide range of Steelcase workspace applications.



Product Highlights

Economical Steel Storage

- Bag Drops, Mobile Pedestals, Lateral Filing Cabinets, Personal Storage Towers, Storage Cabinets, and Lockers.

Mobile Options For Dynamic Organizations

- Slim and small-scale mobile pedestals move storage where it's needed, and the mobile file centers provide user options for organizing their contents.



TS Series Storage specification details

Click on "Storage Spec Guide"

Currency Filing and Storage

Durable and cost-effective, Currency is a broad portfolio of laminate desking, storage, and conferencing solutions that work hard and look great in settings of all types – from private offices to the open plan.



Product Highlights

Full Breadth of Filing and Storage Products

- Bag Drops, Mobile Pedestals, Lateral Filing Cabinets, Credenzas, Hutches, Bookcases, Personal Storage Towers, Storage Cabinets, Lockers, and Wardrobes.

Options

- Designers can strike exactly the right tone, whether nodding to tradition or setting new trends, using this wide palette of woodgrain and solid laminates. Thoughtful proportions, colors and textures come together to create ideal destinations for work.



Currency specification details

Click on “Currency Spec Guide”

Elective Elements Filing and Storage

Elective Elements supports a wide range of work modes in private office and open plans. A refined aesthetic speaks to the senses, while new parametric sizing options on select styles provide increased precision and design options.



Product Highlights

Full Breadth of Filing and Storage Products

- Bag Drops, Mobile Pedestals, Lateral Filing Cabinets, Credenzas, Hutches, Bookcases, Personal Storage Towers, Storage Cabinets, Lockers, and Wardrobes.

Options

- Choose from a palette of gorgeous wood veneers, versatile laminates and stunning glass and metal finishes to create enriching spaces..



Elective Elements specification details

Click on “Elective Elements Spec Guide”

Universal Storage

Universal, our most versatile and extensive storage offering, expands what storage can do while working seamlessly with a broad range of freestanding and panel systems.



Product Highlights

Storage Offerings for Every Floorplan

- Mobile Pedestals, Lateral Filing Cabinets, Credenzas, Hutches, Bookcases, Personal Storage Towers, Storage Cabinets, Lockers, and Wardrobes.

Content for Collaboration

- Universal lateral files with cushion top welcome guests for impromptu conversations, while also allowing users quick access to their personal possessions. Adjacent Universal lateral files in a team space provide storage for supplies and project artifacts.



Universal Storage specification details

Click on “Storage Spec Guide”

High Density Storage

High density storage provides a flexible working environment without compromising comfort. It features a slide-out interior that allows user control of visual space, creates boundary and provides a visual cue not to disturb.



Product Highlights

Storage

- High Density Storage features three different interior configurations to support traditional storage of work items, as well as storage for bags, coats and other personal items.

Options

- High Density storage is available in a variety of sizes, configurations and finishes, and can support a wide range of freestanding, panel-based and worksurface supporting applications.



High Density Storage specification details

Click on “Storage Spec Guide”

Flex Active Frames

Active Frames gridded and modular structure allows for short- or long-term reconfiguration and provides the adaptability needed in a resilient and evolving workplace.



Product Highlights

Bookcase with Bookends

- Configure the Flex Active Frame into a bookshelf with an optional bookend that connects to the front of the shelf and supports the end of the row to keep the books upright.

Features

- **PET or laminate infills can be added to the frame to provide structure, different levels of enclosure and a functional yet decorative aesthetic.**



Flex Active Frames specification details

Click on Steelcase Flex Collection Spec Guide”

West Elm Greenpoint Storage

Greenpoint Storage is a versatile suite of bookshelves, credenzas, lateral files, and pedestals that can be leveraged across the floorplan. Designed by West Elm, made by Steelcase.



Product Highlights

Storage

- Greenpoint offers a unique style of storage options that include bookshelves, credenzas, lateral files, and pedestals.

Options

- Greenpoint is available in a variety of finishes, including veneers and laminates for wood surfaces and three different frame color options.



Greenpoint specification details

Click on “West Elm Spec Guide”

Exponents Credenza

Provide your meeting spaces with a visually appealing alternative to traditional conference storage with Exponents Credenza. A collection of holistic solutions for open spaces, enclaves, and conference rooms.



Product Highlights

Options

- Low, table, and buffet height in three widths
- Adjustable shelf(s) and closed and open storage options
- Integrated wire management
- Painted metal leg base or plinth base to match case
- Soft close hinges
- Optional: Accent top, pull-out shelf, metal base, grommets



Exponents Credenza specification details

Click on “Coalesse Tables, Storage, & Accessories Spec Guide”

Category 4

Phone Booths and Pods

Phone Booths

Individual Lounge Pods

Individual Work Pods

Group Work Pods

Orangebox On the QT

Connect in privacy, carry out focused work or simply think for a while, On the QT phone booths strive to strike the balance between the need for efficient space and workable comfort.



Product Highlights

Ventilation

- The dual-fan ventilation system pulls fresh air in and removes stale air for improved air circulation, offering more comfort and focus.

Built-In Power

- Easily accessible dual-power plugs offer additional USB-A and USB-C ports for more productive power.



On the QT specification details

Click on “Orangebox Spec Guide”

Orangebox Campers & Dens

Campers & Dens is a novel alternative to traditional interior architecture. It creates destinations that are both beautifully & intelligently designed.



Product Highlights

Group Meetings & Collaboration

The Campers & Dens product line includes both a large and small sized Camper and related accessories, as well as Campers & Dens lounge pieces and additional power locations. The larger size Camper offers more space for group meetings and collaboration, while the smaller size is ideal for individual focus or smaller groups.

Refresh & Repurpose

- Designed for circularity, Orangebox Campers & Dens are easily relocatable pod structures that feature reusability at their core. Careful material selections offer an environmentally friendly palette of fabrics, glass, aluminum with recycled content, and recycled plastics.



Campers & Dens specification details

Click on “Orangebox Spec Guide”

Orangebox Air3

Air3 acoustic pod range can act as a freestanding meeting room, private space, phone booth or touchdown room.



Product Highlights

All About Acoustics

- Acoustic tempered glass and engineered seats balance out speech frequencies, while soft paneling inside and out absorbs and blocks sound.

Lighting

- Auto-sensor lighting turns on/off when you enter/exit the pod, and you have the option to adjust between three lighting settings: work, think, or present.



Air3 specification details

Click on “Orangebox Spec Guide”

Brody WorkLounge and Desk

Brody WorkLounge & Desk creates a comfortable microenvironment so users can focus their attention, get into flow, and get work done.



Brody specification details

Click on “Brody Spec Guide”

Product Highlights

Designed For Business

- A smart alternative to enclaves, the Brody WorkLounge is a private lounge chair that transforms under-utilized in-between spaces into covetable destinations.

High Performing Private Workstation

- As dedicated spaces for resident workers in open-plan offices decrease and commons areas increase, Brody Desk provides people with moments of focus in high traffic settings.

Lagunitas Focus Nook

Lagunitas Focus Nook offers users a touch-down destination for doing focused tasks in a traditional work posture — optimizing space within the open plan, while staying centered and free from distraction.



Product Highlights

Focus On Work

- The Focus Nook offers enriched color and warm design to invite more expression in the open plan. Drop a single nook next to a social area or add a row of nooks adjacent to collaborative spaces, for the freedom to focus in the modern work mix.

Options

- Available in a breadth of materials and finishes that invite expression including screens that are available in fabric or 17 knit colors, and worksurface finish options in veneer and laminate.



Lagunitas Focus Nook specification details

Click on “Coalesse Seating Spec Guide”

Umami Screens

Umami Screens effortlessly create a group work pod that is unique to organizations and the people who work there.



Product Highlights

Modularity

- Umami is comprised of five key elements: lounges, platforms, tables, screens and power. All of these elements simply and securely link together and unlock just as easily for quick rearrangement.

The Perfect Work Pod

- Umami's integrated power and sculpted design allow for user comfort and performance. Screens create a range of privacy and balance the desire for openness with the human need for solitude.



Umami Screen specification details

Click on "Umami Spec Guide"

Category 5

Ancillary Products

Monitor Arms

Power Modules

Task Lights

Work Surfaces Privacy Screens

CF Series Intro Monitor Arm

Designed with you in mind, the CF Series Intro collection is built to glide, swivel and extend to support your workflow and ergonomic comfort.



Product Highlights

Flexibility At Your Fingertips

- Advanced features at a value price point, CF Intro supports both single and dual monitors. Integrated cable management keeps cords and cables hidden and organized. Quick release VESA Plates make it easy to secure and release monitors from the arm.



CF Series Intro specification details

Click on “Steelcase Worktools Spec Guide”

Powerstrip Intro

Steelcase Powerstrip Intro puts power within your reach. Powering devices has never been an easier, more affordable choice.



Powerstrip Intro specification details

Click on “Steelcase Worktools Spec Guide”

Product Highlights

Simply Smart

- Powerstrip Intro is available in white and merle – classic, neutral finishes that work well with others. It’s part of a family of Intro accessories, including monitor arms and task-lights, that make it easy to complete your Steelcase workspace..

Universal Cable Management

The Steelcase Universal Cable Management Kit mounts beneath worksurfaces with a hinged design that flips down to provide easy access to cords and cables when needed.



Product Highlights

Cable Management

- The universal management tray mounts discreetly under all Steelcase worksurfaces, fixed or height-adjustable. Use with Powerstrip Plus to add convenient USB-C, USB-A and standard power outlets above the worksurface and utility power below – with one-cord-out simplicity.

Details

- Two tray sizes accommodate four to nine utility power outlets. Inside, outlets slide securely into mounting slots and smart straps keep cords compact. The tray’s hinged design folds open for easy access and snaps shut when you’re done.



Univ Cable Management specification details

Click on “Steelcase Worktools Spec Guide”

Dash LED Task Light

Dash LED Task Lights offer individuals added control and adjustability to place the proper amount of task lighting to create a holistic work setting.



Product Highlights

Maximum Control

- Dash uses an optical system to eliminate contrast and shadows and has dimming control from 15–100%. Points of articulation provide maximum user control, and it's the first freestanding personal task light to meet BIFMA level 1 certification.

Energy Savings

- An optional Passive Infrared (PIR) occupancy sensor—with a 36" activation range—turns the light off when it is not in use to avoid unnecessary energy use and extend lamp life.



Dash LED specification details

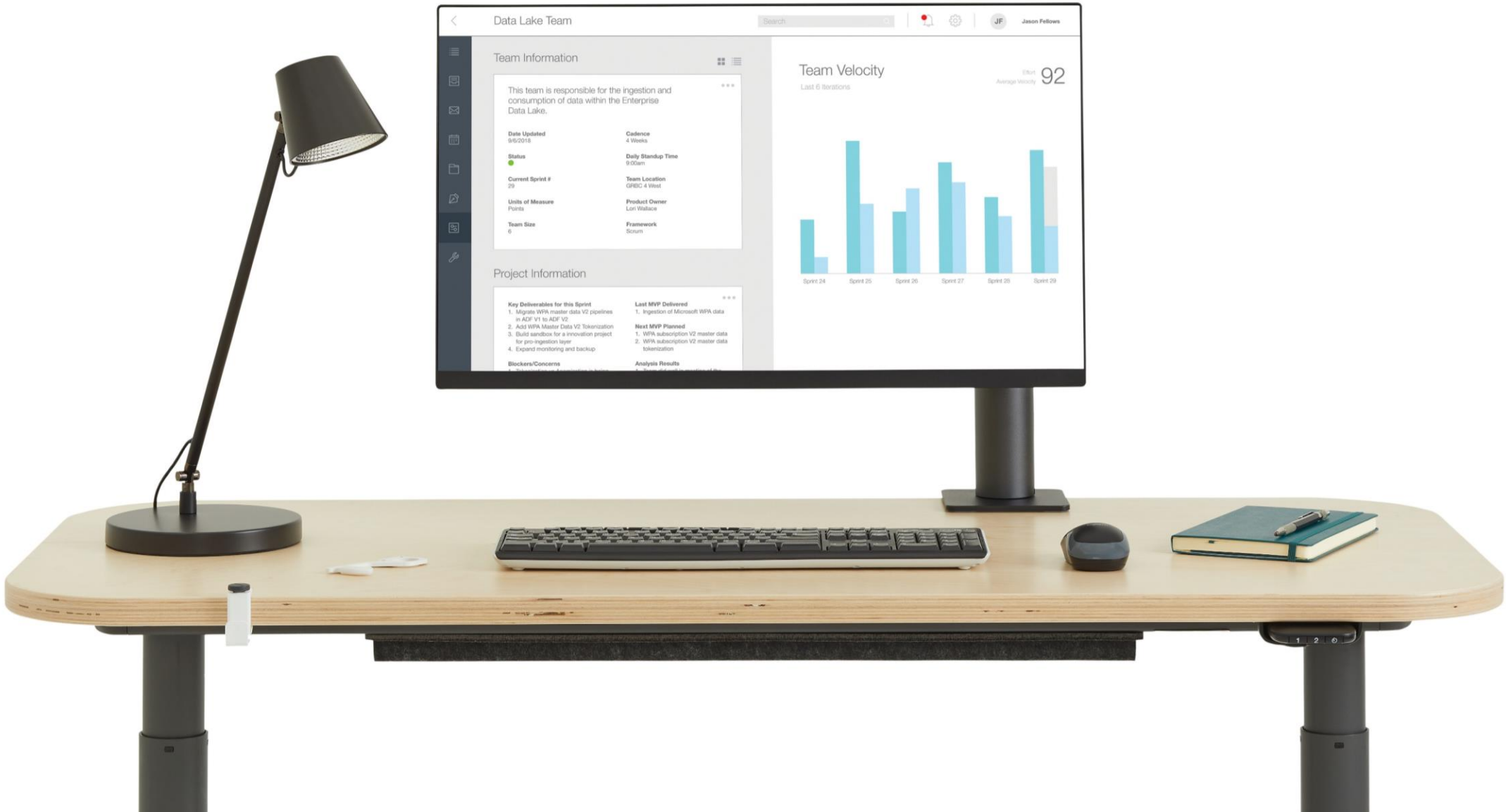
“Click on Steelcase Worktools Spec Guide”

LED Intro Task Light

Modern and traditional at once, LED Intro Task Light offers a transitional look – harmonious with both residential and commercial environments.



LED Intro specification details
Click on “Steelcase Worktools Spec Guide”



Product Highlights

Modern Simplicity

- Available with a single or dual arm in three finishes: white matte, black matte and platinum gloss. Pair it with our CF Series Intro Monitor Arm and other worktools to complete your workspace.

Universal Privacy Modesty Screen

Providing private space for individual workers, the Universal Privacy Modesty Screen reduces distractions, allowing for increased concentration.



Product Highlights

Versatile Worksurface Screens

- While creating personal space, Universal Privacy Modesty Screen offers a clean, comfortable aesthetic, attach using brackets, with no visible clamps or hardware and offer a variety of fabric options that allow tacking for display and personalization.

Aesthetic Privacy

- While creating personal space, Universal Privacy Modesty Screen offers a clean, comfortable aesthetic, attach using brackets, with no visible clamps or hardware and offer a variety of fabric options that allow tacking for display and personalization.



Universal Privacy Modesty specification details

Click on "Screens Spec Guide"

Privacy + Modesty Screen

Privacy + Modesty Screens create separation and provide boundary in open environments. They easily attach to the Series height-adjustable tables and any Universal worksurface to meet the needs of your workspace



 **Privacy + Modesty Screen** specification details
Click on “Screens Spec Guide”

Product Highlights

Boundaries

- Sometimes you need to define your boundaries, whether it be at the workspace or in the open plan. Privacy + Modesty frosted screens can help users shift from collaborative work to focused, heads-down work.

Availability

- Available in a privacy and modesty screen

Sarto Screen

Sarto Screens are an attractive way to create visual separation across the open office. Sarto can be added to spines, benches and desks to punch up privacy and style.



Product Highlights

Features

- Sarto Screens have a simple yet refined profile with a stitched perimeter, radius corners, and a fully tackable surface. The brackets integrate seamlessly into the bottom of the screen without any visible clamps.

Infinite Configurability

- The straight Sarto Screen provides light privacy on a single side. The curved Sarto Screen wraps around the corner of the desk to shield front and periphery views.



Sarto Screen specification details

Click on “Screens Spec Guide”

Soffio Screen

With a distinct soft look and sleek curved corners, Soffio screens offer a beautiful, flexible way to provide privacy in open floorplans.



Product Highlights

Infinite Possibilities

- Soffio's infinite curve can create nearly endless configurations— straight, two sided, or three sided. Attaching seamlessly with internal brackets, they are a beautiful, flexible way to define space.

Privacy and Modesty

- With a refined look and custom fit, Soffio screens recognize that privacy is precious in the open office. They provide equal privacy and modesty across the entire width of the screen and can be attached to nearly any height-adjustable or fixed-height worksurfaces.



Soffio Screen specification details

Click on "Screens Spec Guide"

Category 6

Collaborative Products

Meeting Tables

Multi-Tier Tables

Collaborative Meeting Tables

Occasional Tables

Console Tables

Training Room Tables

Laptop Tables

Video Conferencing Tables

Multi-Media Tables

Banquettes

Bar Stools

Kitchenette Chairs

Lounge Chairs

Modular Soft Seating

Sofas

Tablet Arms

Upholstered Ottomans and Stools

Lounge Screens

Mobile Monitor Display Units

Mobile Dry Erase Boards

Recycling Centers

Currency Meeting & Occasional Tables

Currency goes a long way. For the people who make work happen every day. Currency offers a breadth of solutions spanning from small café tables to large conference tops in a variety of shapes.



Currency specification details

Click on “Currency Spec Guide”



Product Highlights

Surface Materials

- Whether you're being cost effective with a solid or woodgrain Low-Pressure Laminate or exploring over 200 finish options within High-Pressure Laminate – including satins and reclaimed laminates – Currency boasts an extensive line of visual options.

Formal and Informal

- Dial up the aesthetic in your main conference room or bring employees together in the open plan. Whichever you choose, Currency Meeting tables will blend seamlessly in almost any environment.

Simple Table Meeting, Occasional, & Laptop Tables

The Simple Table collection is exactly what many teams want: a straightforward worksurface that doesn't get in the way of the flow.



Simple Table specification details
Click on “Conference and Collaborative Tables Spec Guide”



Product Highlights

Personal Laptop Table

- Small but mighty, the Simple Personal Table is designed for solo work and a laptop and coffee fit with room to spare!
- Offset 3” column to allow you to bring work close to you
- Modular or Parametric sizes available

Meeting Table

- New shapes: soft square, soft rectangle
- Post legs or optional center column base available
- Modular or Parametric sizes available

Verb Meeting & Training Tables

Verb tables are specifically designed to support different collaborative work modes. The chevron shaped table improves sight lines, encourages collaboration and helps define personal work area.



Product Highlights

Flip Top Option for Training Rooms

- Verb Flip-Top Table can be flipped, moved, stowed and rearranged simply, safely and intuitively, making transitions between modes of learning quick and seamless.

Features

- Three table shapes: rectangle, chevron and team
- Side dock and hook, center dock without storage and stow hook
- Modesty panels stay with the table when flipped and in nesting position



Verb specification details

Click on “Conference and Collaborative Tables Spec Guide”

Verb Active Media Table Multimedia Table

With a mobile monitor lift, Verb Active Media Table supports monitors being raised and lowered to meet the changing needs of a classroom.



Product Highlights

Support Active Learning at Scale

- Verb Active Media Table is specifically designed to support different learning modes in large active classrooms. Simply raise or lower the monitor for seamless transitions as students move between discussion, presentation and group modes in today's learning spaces.

Enhance Collaboration

- Integrated whiteboard storage and displays promote analog content sharing and brainstorming, while the adjustable lift offers digital idea-sharing and clear sightlines throughout the classroom.



Verb Active Media specification details

Click on "Steelcase Learning Spec Guide"

Ocular Multimedia + Video Conferencing Tables

Ocular is a collection of tables designed for hybrid collaboration. Unique table shapes improve sightlines, creating a more equitable experience for in person and remote meeting participants.



Product Highlights

Designed for Hybrid Work

- Ocular table shapes were intentionally designed around three key sightlines for people participating in a virtual meeting – people to people, people to screens, people to cameras.

Ready for Technology

- Ocular tables were designed to house, route and mount the technology required in today's Microsoft Teams Rooms, Zoom Rooms, and other video enabled meeting rooms.



Ocular specification details

Click on “Hybrid Solutions Spec Guide”

FrameOne Meeting Table

FrameOne Continuous Top allows teams to easily expand and contract with a recessed intermediate leg. Users can sit comfortably along the bench in any position, even at the seam. It answers the call when there's need for group interaction, with room to spread out and roll up to the sleeves – in conference rooms, classrooms and beyond.



FrameOne specification details

Click on “Benching Spec Guide”



Product Highlights

Flexible + Adaptive

- FrameOne with Rail seamlessly adapts to diverse individuals, teams and groups – supporting varying levels of mobility and collaboration found in organizations today. The integrated center rail can be customized with screens, monitor arms, lighting and more.

Streamlined + Refined

- Simply and beautifully, FrameOne without Rail supports a wide selection of work styles through a refined look that broadens aesthetic possibilities and complements any environment.

Groupwork Meeting & Occasional Tables

Groupwork is a collection of tables designed to support collaboration, flexibility and aesthetics. Groupwork Training Tables are easy to set up and rapidly rearrange to accommodate changing needs.



Product Highlights

Meet

- Meetings like project kick-off's, group reviews, working sessions and status updates are common in every organization. Designed for collaboration, Groupwork goes in any conference setting to support the ways people work together.

Touchdown

- Collaboration doesn't always happen in meeting rooms. Sometimes it's an Impromptu chat in the café or a quick touch base in a lounge setting. Versatile and configurable, Groupwork supports collaboration wherever it's happening.



Groupwork specification details

Click on “Conference and Collaborative Tables Spec Guide”

SW_1 Meeting Tables

The beauty and smart design of the standard height SW_1 Conference Table can be paired with the SW_1 Chair. Or meet at the next level with the SW_1 Collaborative Table complemented by the low-profile SW_1 Lounge. Three inches lower than standard tables, it elevates collaboration.



Product Highlights

Multi Use

- For collaborative and social settings, the SW_1 Table line offers conference, low conference and occasional tables for quick gatherings or long engagements. Each style seamlessly integrates technology for a practical, elegant, and functional workspace in a variety of shapes and finishes.

Simple Integrated Power

- Two new power modules and enhanced cable management for SW_1 tables provide a refined yet robust solution to support today's technology needs in meeting and conference spaces.



SW_1 specification details

Click on “Coalesse Tables, Storage + Accessories Spec Guide”

Verlay Meeting & Video Conferencing Tables

With a contemporary feel and modern aesthetic Verlay is a collection of thoughtfully designed Wood tables that support teams in any space - from large conference rooms, to private offices and every touchdown space in between.



Product Highlights

Versatile Performance

- Different tasks call for different kinds of support, which is why Verlay was designed to be versatile. With both standing and seated-height options available, Verlay is made for a variety of postures and physical needs

An Aesthetic To Match Your Style

- Minimal in nature, the Verlay collection of collaborative tables adds warmth and comfort to the workplace. Thinner tops, organic shapes, solid wood or metal legs, and tasteful color accents come together to create bold statement pieces or classic staples.



Verlay specification details

Click on “Conference and Collaborative Tables Spec Guide”

Convene Meeting Tables

Convene meeting tables and conference room furniture create a beautiful, durable, high-end space that reflects the essence of your brand.



Convene specification details
Click on “Conference and Collaborative Tables Spec Guide”

Product Highlights

Flexibility

- Convene is quick on its feet. It makes it easy to transition between activities, so your space can work harder. Designed with collaboration and versatility in mind, convene offers configurations to support productivity, whatever form it takes – small, impromptu gatherings or large group meetings.

Stay Connected

- Since technology needs vary by the person – and by the day – Convene was made to adapt to the technology you need. Plus, it makes it easy to share and display information, putting technology at your fingertips.

E-Table 2

Meeting Tables

Open architecture for plug-and-play. E-Table 2 seamlessly blends technology and beauty; capacity and accessibility. A variety of details allow a range of expression from informal to formal.



Product Highlights

Features

- Open architecture for plug-and-play. E-Table 2 seamlessly blends technology and beauty; capacity and accessibility. Utility bay doors spring open at the touch of a button for power and data access; doors close to hide clutter and cords once you are plugged in.
- E-Table 2 can now be ordered parametrically, allowing depths and widths on all styles to be specified down to the nearest inch.



E-Table 2 specification details

Click on “Coalesse Tables, Storage + Accessories Spec Guide”

West Elm Work Boardwalk Occasional Tables

In a celebration of minimalism, Boardwalk offers a respite within an office landscape and configures to provide table surfaces and power access tailored to your space.




Product Highlights

Versatile

- Boardwalk Occasional Tables are available in a variety of shapes and sizes including round, oval, rectangular, and square with an optional nesting solution.

Modular Lounge System

- East meets West in the design of our modular Boardwalk system. Pillow-like cushion seats inspired by Japanese zaisu sit on a simple platform with natural wood detailing—a nod to 1960s California residential design. In a celebration of minimalism.

 **Boardwalk** specification details
Click on “West Elm Spec Guide”

Potrero415 Meeting Table

Communal experiences have never been more essential to modern work. For social and collaborative spaces, Potrero415 meeting tables mix performance and design — tailored to the more intimate scale of spontaneous and informal gathering spots.



Product Highlights

Right for Anywhere

- Potrero415 supports all the ways your people work: inside or outside a meeting room, sitting or standing, for long sessions or short bursts of creative energy.

Rich Materiality

- Solid and natural materials bring a richer design sensibility to work. Wood, especially, has the quintessential warmth and character to enhance a workspace and evoke positive emotional connections.



Potrero415 Table specification details

Click on “Coalesse Tables, Storage, + Accessories Spec Guide”

Bassline Occasional Table

A table can be so much more. Bassline Tables are multi-talented, like you. Expressive tops on inviting legs. Distinct shapes that fit together then pull apart. Hardworking boxes and bag drops. With a steady base driving the rhythm of the room.



Product Highlights

Features

- Available in small, medium, and large
- Can be used separately or grouped together
- Small Asymmetrical Table aligns with Turnstone Campfire Half Lounge

Custom Tops

- Source your own custom top or choose from Steelcase’s Bassline table base can be paired with a personalized custom top. Source your own custom top or choose from three brands Steelcase has chosen to collaborate with.



Bassline specification details

Click on “Conference and Collaborative Tables Spec Guide”

CG_1 Occasional Table

The CG_1 occasional table is an iconic modern table that fits anywhere. Its calming dimensions, gentle curves, and strong but open appeal, make it universally companionable in progressive office environments.



Product Highlights

Features

- Available with a wood or metal frame, and specify the top in glass, wood, laminate, or solid surface.
- Wood frame version in oak or walnut
- Metal frame version in 5 paint colors
- Top in glass, wood, laminate, or solid surface



CG_1 specification details

Click on “Coalesse Tables, Storage + Accessories Spec Guide”

Switch Occasional Table

Switch Table can complement any space that needs clean, sleek design, and contemporary craftsmanship.



Product Highlights

Features

- Standard: 5/8" thick green tinted with radius corner glass top, with satin chrome steel finish.
- Rectangle or square shapes available
- Glass top
- Matte chrome steel frame



Switch Table specification details

Click on “Coalesce Tables, Storage + Accessories Spec Guide”

Campfire Slim Table Console Table

Ideal as a media console or benching return, the Campfire Slim Table is as versatile as it is beautiful. Built-in power keeps devices fully charged, and over five feet of real estate provides plenty of room for project work



Product Highlights

Features

- Campfire Slim Table's modern, residential aesthetic provides separation and space definition in open floor plans. The discreet power outlets keep devices charged and lamps shining brightly.
- Functional anchor at a lounge setting
- Workspace return with access to power, providing extra surface area for piling
- Materials: laminate, painted steel



Campfire Slim Table specification details

Click on "Conference and Collaborative Tables Spec Guide"

Await Occasional & Laptop Table

Await Tables are cantilevered side tables in two heights, offering a temporary home for laptops and coffee cups.



Product Highlights

Features

- Designed to work with Await lounge seating or on its own. Available in a glass or laminate tabletop.
- Standard silver powder coat on freestanding tables
- Black, white, or grey panels on connector tables
- Radius edge on glass tops



Await Table specification details

Click on “Coalesse Tables, Storage + Accessories Spec Guide”

Sebastopol

Occasional Tables


Simple yet engaging. Solid yet open. Both surface and storage. Sebastopol redefines the occasional table. It moves easily and invites interaction. Two heights. Two shapes. Many possibilities.



Product Highlights

Make It Your Own

- Playful choice of finishes. The surprising interior gloss either contrasts or converges with the exterior veneer choice. The optional grommet and PowerPod make Sebastopol a convenient charging station.
- Oak or walnut veneer outer surfaces
- Gloss laminate interior in 5 colors
- Two heights and two coordinating shapes

 **Sebastopol Table** specification details
Click on “Coalesse Tables, Storage + Accessories Spec Guide”

Host Meeting Tables

Host offers a complete suite of conference furnishings with thoughtful design details, while accommodating a wide range of digital requirements for an interactive conference room.



Host Table specification details

Click on “Coalesse Tables, Storage + Accessories Spec Guide”

Product Highlights

Features

- Customizable tabletop technology ports allow clean and easy access to voice and data while keeping cables and clutter minimized. Available in an array of sizes and shapes in standard lengths up to 20’.
- Round, rectangular, soft radiused, racetrack, boat, and trapezoid shapes
- Five solid wood edge profiles
- Three base types with removable access doors

B-Free High Table & Occasional Table

The B-Free High Table and Occasional Table provide a beautiful aesthetic in open and enclosed creative, nomadic and social settings where people can connect, collaborate and concentrate.



Product Highlights

Support Creative Work

- From solo focus, to active collaboration, to quick touchbases between meetings, today work is dynamic. People need a range of supportive, empowering spaces that offer a fresh perspective and encourage productivity.

Tailored Solutions

- Choose from steel legs in standard colors or wood legs in natural, espresso, and tops in laminate or veneer. Available with power in multiple configurations and with a range of surface colors and material options.



B-Free Table specification details

Click on “Conference and Collaborative Tables Spec Guide”

Ballet Table Training Table

The Ballet Table is a versatile table series for training rooms, conference areas or any place people meet.



Product Highlights

Features

- Graceful lines and a range of sizes provide both beauty and functionality, and the option for folding or fixed-top versions can take an elegant stance in any environment.
- Fixed or folding tops in laminate
- X, K, and pedestal base options with glides or casters
- Optional modesty panel with wire management



Ballet Table specification details

Click on “Coalesse Tables, Storage + Accessories Spec Guide”

Train Table

Training Table

The trend of integrating training spaces into corporate environments and the requirement for high-tech computer labs in higher education led to the development of the high-powered Train.



Train Table specification details

Click on “Coalesse Tables, Storage + Accessories Spec Guide”

Product Highlights

Features

- Train tables are ideal for rapidly changing learning environments. Train tables have tops that flip. Tables nest for compact storage and can be rolled while nested.
- Top is 1” thick particle board with laminate surface.
- Base is cast aluminum with powder coat color.
- Offset leg design allows tables to nest.

Bivi Multi-Tier Table

Bivi modular design expands and contracts as your team grows. Change the height of individual workstations and assemble in minutes with one easy-to-use tool. Whether adding to your team or just rearranging your space, Bivi makes it easy.



Product Highlights

Modularity

- Bivi incorporates a variety of postures and provides privacy and ergonomics in the workplace with the turn of a single tool. Its insight-led design offers sitting, standing and lounge options in one collection, so you can do more with less.

Materiality

- Telling authentic stories begins with the freedom to create something truly representative of who you are. Whether splashed in the color of the year or drenched in black, Bivi serves as an unprecedented framework for your imagination.



Bivi specification details

Click on “Bivi Spec Guide”

Campfire Big Table Meeting & Console Tables

Inspired by our favorite gathering places, Campfire Big Table draws people together, anchors spaces, and brings people together for project work, impromptu meetings and team celebrations.



Product Highlights

Versatile

- The Campfire Big Table can be specified in seated (28") or standing (40") height and seats 6 comfortably. There is a full surface available with optional pop-up power access.

Half The Size, Twice The Possibilities

- Measuring only 24", Half Depth Big Table is literally half as deep as our standard 48" Big Table. Its sturdy design creates standing or sitting height workstations or console tables against walls and in hallways, offering enough worksurface for up to three people.



Campfire specification details

Click on "Conference and Collaborative Tables Spec Guide"

Montara650

Meeting & Occasional Tables

Classic simplicity, refined for work. The sturdy, elegant Montara650 table is available in multiple heights and shapes and can be finished in any laminate or veneer.



Product Highlights

Features

- Specify Montara650 as an occasional, seated, and café height table to compliment any space.
- Square, round and rectangular tops in various sizes
- Round and square pedestal base in 10 painted finishes
- Tops in laminate and veneer



Montara650 Table specification details

Click on “Coalesse Tables, Storage + Accessories Spec Guide”

Enea Lottus

Meeting & Occasional Tables

The lines. The clarity. The grace. You see it all in Enea Lottus, a new standard for casual collaboration at work. Sculpted in a soft square or rectangle, Enea Lottus tables integrate cleanly with any space.



Product Highlights

Features

- Lottus invites collaboration. The touchdown meeting. The impromptu work session. The cafeteria conference.
- Four height options: occasional, standard, café, bar
- Tops in solid phenolic resin with veneer or laminate surface
- Table base available in a choice of 17 paint colors



Enea Lottus specification details

Click on “Coalesce Tables, Storage + Accessories Spec Guide”

Flex Single Table Console, Training & Laptop Tables

Carry the day with a table for anywhere. Lightweight and easy to move, the Flex Single Table makes room for a laptop and more, empowering individual team members at a moment’s notice.



Flex Single Table specification details

Click on “Steelcase Flex Collection Spec Guide”

Product Highlights

Flexibility

- Steelcase Flex Single Table keeps things light and agile, making transitions during in-person or hybrid collaboration a breeze. A height-adjustable option encourages posture changes throughout as settings change.

Mobile

- Optional casters or glides make for easy movement, saving time and hassle at every turn.

Lagunitas Meeting & Laptop Tables

From conventional to casual, Lagunitas Tables can be used almost anywhere to create a “third place” for work that solves for the demands of productivity.



Product Highlights

Features

- Available in work height and occasional height tables in varying sizes with power module option for power.
- Personal table with laminate or fusion top
- Tables compatible with PowerPod desk outlets
- Standard and unique table dimensions pair with seating to achieve endless applications



Lagunitas Table specification details

Click on “Coalesse Tables, Storage + Accessories Spec Guide”

Campfire Personal Table Laptop Table

Campfire Personal Table puts your unique personality on display while adding a warm, residential feel to any space. Designed to work comfortably with lounge settings, Personal Table delivers big possibilities in a small package.



Product Highlights

Features

- Personal Table curves over your lap and tucks conveniently under our lounge seating for a sturdy writing or typing surface.
- Clean, modern design
- 14 lbs., portable and easy to carry
- Made from bent poplar wood with a natural edge finish
- Nests underneath Campfire Big Lounge or Half Lounge

 **Campfire Personal Table** specification details
Click on “Conference and Collaborative Tables Spec Guide”

Campfire Skate Table Laptop Table

Campfire Skate Table is lightweight and mobile, it moves effortlessly to adjust to you - instead of you adjusting to your work. Ideal for lounge settings and in-between spaces.



Product Highlights

Features

- Table top supports your laptop, notebook, and more with numerous laminate options make Skate Table a perfect fit for any space.
- Smooth gliding wheels bring tasks close
- Cord guide for tech management
- Low profile base to slide under lounge seating
- Painted steel base with 1/2" top



Campfire Skate Table specification details
Click on “Conference and Collaborative Tables Spec Guide”

Campfire Lounge System

The Campfire Collection transforms open space by drawing us together. Inviting, social, and comforting, it warms up work and pleases people. This collection covers multiple categories: banquettes, lounge chairs, and modular soft seating.



Product Highlights

Endless Possibilities

- Sized for every space, Campfire Lounge System can be configured to build an unlimited number of seating arrangements to suit any work environment. Big and Half Lounges anchor the Campfire line with their geometric style, well-defined angles, and uncommon softness.

Options

- Big and Half Lounge
- 90 Outside & Inside Corner
- 60 Outside & inside Corner



Campfire Lounge specification details

Click on “Turnstone Campfire Spec Guide”

Lagunitas Lounge Seating

Lagunitas provides an alternative setting for the friendly connection that can lead to focused collaboration, away from the traditional conference room.



Product Highlights

Posture Perfect

- Once the meeting ends, participants don't have to change locations to shift to the next phase of work. An articulating back cushion easily changes position to provide adjustable lumbar support for different postures.

Options

- 1, 2 or 3 seaters
- Articulating back cushion
- Low or high panels
- Seating offers power options



Lagunitas Lounge specification details

Click on "Coalesse Seating Spec Guide"

Umami Lounge Banquettes

Umami’s flexible modular design can be used to create spaces that are unique to organizations and individuals. Pieces simply combine in a variety of configurations making it one of the most versatile lounge furniture systems available.



Product Highlights

Features

- Umami was designed to create spaces where people feel an emotional connection. Multiple shapes, forms, patterns and textures are used to promote variation over uniformity.

Lounge Seating

- Available in 5 shapes: Straight lounge double, one arm lounge single or double, two arm lounge double, corner lounge, and end cap lounge.



Umami Lounge specification details

Click on “Umami Spec Guide”

Shortcut Stool & Kitchenette Chair

Designed for quick sits between meetings, its generous, easy-in, easy-out seat keeps busy teams moving forward. Shortcut makes it easy to personalize your space with simple, sophisticated style.



Shortcut specification details

Click on “Seating Spec Guide”



Product Highlights

Warmth of Natural Materials

- Thoughtfully designed to blend traditional materials, wood, steel, plastic and upholstery, Shortcut Wood adds character to informal spaces without sacrificing comfort.

- 11 shell colors
- Base available in all Steelcase Standard Paints, Accent Paints, Lux Coatings and Perfect Match
- Hundreds of fabrics for optional cushion

Move Stool & Kitchenette Chair

Comfortable, versatile and stackable, this lightweight seating solution offers a variety of styles and works in a wide range of settings.



Product Highlights

Make it Your Own

- Match an existing office design or outfit a new space with Move. Upholster with fabric, leather or vinyl. Or choose non-upholstered options with 144 possible seat and back color combinations.

Optimized Comfort

- The Move chair features adaptive bolstering that conforms to the user, providing tailored comfort for each individual. The enhanced inner core system creates ideal seat comfort for a brief duration.



Move specification details

Click on “Move Spec Guide”

Enea Lottus Stool & Kitchenette Chair

The Enea Lottus collection by Coalesse is beautifully sculpted to provide comfort and contemporary elegance suitable for a range of applications.



Enea specification details

Click on “Coalesse Seating Spec Guide”

Product Highlights

Inspired by Nature

- The signature color palette draws from the Coalesse color point of view and its restorative tones from nature, available across select Enea products for ideal coordination. Add inspiring layers to work cafés and collaborative team spaces where Enea can help your environment shine.
- 12 polypropylene seat shell colors
- 12 coordinating textured seating and table base colors
- Armless, loop arm, or cantilevered arm versions
- Armless chair stacks 10 high; armchair stacks 6 high



Montara650 Stool & Kitchenette Chair

Infused with comfort and craft, the Montara650 collection’s sculpted seating pairs with simple pedestal tables, filling informal spaces with café-style character tailored the way you want it. Simple. Social. Refined.



Montara650 specification details

Click on “Coalesse Seating Spec Guide”

Product Highlights

Options

- 4-leg chair available with loop arms or armless
- Sled base chair available with cantilever arms or armless
- Armless sled base stool in counter and bar height
- Plywood shell in 5 new oak finishes
- Refined upholstery options: upholstered seat, ¾ upholstery (chair only) or full upholstery
- Frame available in 10 paint and Chrome finishes
- Chairs stack up to 6 high

Enea Altzo943 Stool & Kitchenette Chair

Enea Altzo943 brings residential warmth and soul to the Workplace | with elevated design and elegant detail that complement many styles.



Product Highlights

Expression

- Designers will enjoy more freedom of expression with mixed material and color combinations, to make social seating that’s as alluring in style as it is in comfort.
- Polypropylene seat shell
- Metal seat casting painted to match shell
- Solid oak wood leg with polyurethane glide



Enea Altzo943 specification details

Click on “Coalesse Seating Spec Guide”

Node Kitchenette + Tablet Armchair

The Node chair is designed for quick, easy transitions in the classroom, but the Node family of seating is a natural fit within and beyond the classroom.



Product Highlights

Features

- The seat of Node is an easy-to-maintain flexible solution. For elevated comfort and aesthetics, Node offers an attractive cushion seat—perfect for long stretches of sitting in the classroom, lounge or common areas.
- Available in a wide selection of easy-to-clean fabrics and vinyl
- Optional x-base or wood base
- Open seat design offers easy access, while arms serve as bag or purse hooks.



Node specification details

Click on “Node Spec Guide”

Tenor Kitchenette Chair

Flow. Stow. Stack. Tenor seating easily adapts to any learning or working mode.



Product Highlights

Features

- Flexible back enables micro-movements and the comfort edge on the seat back supports a variety of postures. Stackable and easy to stow, Tenor chairs are made to move. Tenor stacks 6-high and can be ordered with an optional storage dolly.

Finishes

- With a vibrant palette of finishes to choose from, and the choice of glides or casters, Tenor can be customized to fit the needs and aesthetic of any learning or corporate environment.



Move specification details

Click on “Tenor Spec Guide”

Max Stacker III Kitchenette Chair

Max-Stacker III offers proven performance and durability in a stackable chair. With a wide range of colors and finishes, it seamlessly integrates with today's Steelcase furniture for a cohesive design aesthetic.



Product Highlights

Features

- Refined surface texture on seat and back
- Stacks 45 high on a dolly and 12 high on the floor
- Left- or right-hand tablet arm and/or bookrack
- Alignment device available
- Clear plastic or soft glides available
- Storage/transport dolly available



Max Stacker III specification details

Click on “Max Stacker III Spec Guide”

Nooi Kitchenette Chair

Graceful form meets intelligent performance, the Nooi family of stacking chairs and stools enhance the aesthetics and user experience of any space.



Product Highlights

Features

- Nooi can be placed individually or attached together in rows. Optimize space and time with the innovative interlocking frame legs — simply and quickly stack legs over one another to create rows of ganged chairs with fewer visible legs, resulting in a clean, refined look.
- 4 Leg (arm or armless)
- Frame Linking (arm or armless)
- Monochromatic (3) and polychromatic (7) shell color combinations with high gloss exterior and textured Interior



Nooi Chair specification details

Click on “Nooi Spec Guide”

i2i Lounge Chair

The i2i chair was designed to foster collaboration. Users are able to stay engaged as they retain eye-to-eye and eye-to-information contact thanks to the unique i2i dual swivel mechanism..



Product Highlights

Features

- i2i offers customization with a wide range of colors and textiles. Multiple combinations help create a more stimulating, productive, and enjoyable workspace.
- Available with a tablet arm
- Optional swivel return cylinder
- Optional roller base available



I2i Chair specification details

Click on “i2i Spec Guide”

Millbrae Lifestyle Lounge Seating

Millbrae Lifestyle Lounge Seating is designed for relaxed postures in a social setting. Its refined horizontal steel base forms a simple modernist foundation for classically upholstered seating.



Product Highlights

Features

- Painted to stainless steel base
- Coordinating bolsters available
- level™ 1 certified
- One-, two-, three-, or four-seat lounge
- Arm, armless, and single-arm options
- One-, two-, three-, or four-seat bench



Millbrae Lounge specification details

Click on “Coalesse Spec Guide”

B-Free Lounge Seating

B-Free is a full range of modular furniture aimed to design multiple and easily reconfigurable settings. B-Free creates focal points where people can connect, collaborate and concentrate.



Product Highlights

Features

- Large cube lounges available with or without top block (in I and L-shape).
- Large cube top block is sculpted to provide contoured comfort in multiple postures.
- Large cubes can be stand alone or ganged together to adapt to users' furniture mobility needs.
- Small cube can be a seat or an ottoman; available with casters or glides.



B-Free Lounge specification details

Click on “B-Free Spec Guide”

Sidewalk Lounge Seating

Make your workspace a social space. Sidewalk Lounge Seating is available in two back heights and a two-seat sofa, all featuring a horizontal tucked upholstery detail and double needle topstitched seams.



Sidewalk Lounge specification details

Click on “Coalesse Seating Guide”

Product Highlights

Features

- Low and High back lounges, side chairs, two-seat sofa, ottomans
- Silver powder coat legs with “go” or “no go” polyethylene glides

Options

- Mobile version with casters and tablet in wood, laminate, or brushed aluminum
- Optional extra pivotor and side storage for tablet

Montara650 Lounge Seating

The sculpted, light scaled Montara650 Lounge is classically casual infused with comfort and craft. Warm and appealing, Montara650 is a touch of luxury at an affordable price point. Simple. Social. Refined.



Product Highlights

Features

- The oak-veneered shell is available in five subtle stains. Upholster the shell fully or opt for the unique three-quarter style to enhance comfort while maintaining the warmth of wood.
- Armless lounge chair
- Plywood oak shell with refined upholstery choices: $\frac{3}{4}$ upholstery, full upholstery or seat cushion
- Frame available in paint or chrome finishes



Montara650 Lounge specification details

Click on “Coalesse Seating Spec Guide”

Massaud Lounge Seating + Tablet Armchair

Designed with a modern, residential sensibility, the Massaud Collection balances luxury and utility – beautifully crafted for comfort in the Workplace.



Massaud Lounge specification details

Click on “Coalesse Seating Spec Guide”



Product Highlights

Features

- Lounge and Work Lounge feature adjustable headrest with removable pillow inserts.
- Work Lounge features swivel tablet.
- Cord pass through at base for charging devices without cord clutter.
- Swivel base with auto-return
- Storage Ottoman also features side pocket and interior storage.

SW_1 Lounge Seating + Tablet Armchair

The SW_1 collection eloquently reimagines how we meet. Lounge-inspired yet task-oriented, chairs and tables are more helpful and intimate, for the new collaborative spaces.



Product Highlights

Change Your Point Of View

- Lower and more intimate. Wider and more comfortable. Lounge-inspired yet task-oriented. The backs breathe. The bases swivel. The tablets come to you. A whole system of collaborative possibilities for meeting spaces.

Flexible

- SW_1 moves effortlessly from the conference room to public spaces for a wide range of collaborative solutions



SW_1 specification details

Click on “Coalesse Seating Spec Guide”

West Elm Slope Lounge Seating

A stylish seating option for the modern office, Slope is a West Elm classic that now offers thousands of finish combinations.



Product Highlights

Features

- Made-to-order Slope offers thousands of finish combinations enabling personalization and customization. Stocked Slope meets shorter lead time requirements and are available in a curated palette of premium leathers.



West Elm Slope specification details

Click on “West Elm Spec Guide”

Visalia Lounge Seating

Sculpted and faceted, Visalia Lounge Seating looks good from any angle. Visalia can be grouped to promote collaboration or loosely arranged for relaxed reflection in offices, lobbies or hospitality environments.



Product Highlights

Features

- Visalia is a sculpted tuxedo-style lounge with clean lines and easy mobility to promote collaboration or relaxed reflection for any environment from offices to hospitals to lobbies.
- One, two, or three-seat lounge
- Ottoman and two-seat bench
- Contrast fabric or leather options
- Painted cast metal base in nine color options



Visalia Lounge specification details

Click on “Coalesse Seating Spec Guide”

Joel Lounge Seating

A new take on the classic club chair — refined and modern. A graceful volume in a comfortable, embracing form. Swiveling effortlessly, Joel automatically returns to center when guests depart. Join the club.



Joel Lounge specification details

Click on “Coalesse Seating Spec Guide”

Product Highlights

Features

- Two-piece construction
- Double-needle stitch detail
- Polished trivalent chrome plated steel base
- Swivel with auto-return mechanism

Bob Lounge Seating

Bob is a well-crafted beauty that’s comfortable and convivial. Compact yet elegant with many uses, pieces have a contemporary flair that complements almost any décor.



Bob Lounge specification details

Click on “Coalesse Seating Spec Guide”

Product Highlights

Features

- Available in a lounge or guest chair in a wide selection of fabrics and leather options, Bob brings aesthetic appeal to any workspace setting.
- Flared arms for increased comfort
- Leather or fabric upholstery
- Swiveling matte polished aluminum base
- 98% Recyclable / 21% Recycled

West Elm Lucas Lounge Seating

Modern lines give the Lucas a streamlined look, while a wide seat and reclined pitch make it a comfortable spot to sit during long meetings and busy days.



West Elm Lucas specification details

Click on “West Elm Spec Guide”

Product Highlights

Features

- Available in a wire or swivel base
- Swivel base comes standard in 8046 Polished Aluminum. Swivel is a full 360° without an automatic return.
- The wire base comes standard in West Elm WE05 Burnished Bronze with black glides.

Jenny Lounge Seating

Jenny is all about freedom and self-expression. Freedom to express yourself with a wide range of gorgeous fabrics and patterns that showcase who you are. And now, freedom to truly work where you want, how you want.



Product Highlights

Features

- Positions users in true lounge posture.
- Height pairs perfectly with Campfire Skate Table.
- Relaxed seat angle to allow for a deeper sit.
- Updated feet for a lower profile and to encourage lounge posture.
- Delivers a more residential feel to the office.



Jenny Lounge specification details

Click on “Turnstone Jenny Spec Guide”

West Elm Mesa Lounge Seating

With its modern form and tapered legs, the West Elm Work Mesa Sectional adds style to any workspace. Modular pieces can easily create common areas of any size.



West Elm Mesa specification details

Click on “West Elm Spec Guide”

Product Highlights

Features

- Lounge units are available in two-seat lounge, right- and left-hand chaise lounge, and corner lounge. They can be connected to create an L- or U configuration.
- Connector brackets are standard with all lounges and ottomans.
- Upholstered seat and back cushions are attached.
- Tapered legs are cast aluminum and coated in WE-1 Antique Bronze.
- Ottoman can be freestanding or connected to other lounge units.

West Elm Brighton Lounge Seating

Inspired by the traditional wood-frame joinery of the mid-century design, West Elm Work Brighton offers an updated take with sleek metal construction.



Product Highlights

Features

- Available in single seat or two seat lounge
- Lounge seat and backs are fully upholstered. Back shells can be specified with contrasting fabric.
- Optional ganging end tables
- Freestanding tables are available in laminate and veneer. Frames are offered in a range of powder coat finishes.
- Frame foot can be specified to match or contrast the frame.



West Elm Brighton specification details

Click on “West Elm Spec Guide”

West Elm Boardwalk Lounge Seating

East meets west in the design of our modular Boardwalk system. Pillowlike cushions inspired by Japanese "zaisu" are lifted off the ground by a simple modular platform with natural wood detailing—a nod to California-cool residential design.



Boardwalk specification details

Click on “West Elm Spec Guide”



Product Highlights

Platforms

- One Seat Platform: 30"W x 30"D x 11"H
- Two Seat Platform: 60"W x 30"D x 11"H
- Three Seat Platform: 90"W x 30"D x 11"H

Cushions

- Seat Cushion: 30"W x 30"D x 16.75"H
- Mid-Back Cushion: 30"W x 30"D x 31"H
- Corner Cushion: 30"W x 30"D x 31"H

West Elm Belle Lounge Seating

Belle lounge features deco inspired tufted forms and soft curves that have been expertly tailored to create an inviting venue for solo work and coworker congregations alike. Each modular piece has been thoughtfully designed to function either freestanding or connected, setting the stage for applications that are both expressive and memorable.



West Elm Belle specification details

Click on “West Elm Spec Guide”



Product Highlights

Features

- Lounge units are available in one-seat lounge, two-seat lounge, and corner lounge. Each unit can be connected to create a wide range of configurations.
- Integrated ganging brackets are included
- Upholstered seat and back cushions are attached.

Circa Lounge System

The Circa Lounge System offers a classic lounge with an inviting dose of comfort. Contemporary materials and modern leg designs suit a range of aesthetics, while soft forms welcome users and encourage the organic conversation crucial for social connection.



Product Highlights

Features

- Modern metal and oak cylinder leg styles with leg sharing capabilities on lounge applications
- Maple, walnut or oak legs standard; painted tapered or modern metal options available
- Contrast textiles available
- SCS Indoor Advantage™ Gold Certified
- level™ 1 certified



Circa Lounge specification details

Click on “Coalesse Seating Spec Guide”

Sistema Lounge Seating

Seating with soul. With the comfort and character of bespoke furniture, yet all of the accessibility and efficiency of a pre-existing system, Sistema embodies the soul of the new work seating: a place where anything is possible; a style to fall in love with.



Product Highlights

Features

- Personalize each individual component of the modular lounge system.
- Build endless configurations with fully-upholstered, metal leg or wood leg base lounge components.
- Add in-line tables and optional power to leg base lounge configurations.
- Enhance design and function with pillows, a moveable table or arm bolster.



Sistema Lounge specification details

Click on “Coalesse Seating Spec Guide”

Switch Lounge Seating

Timeless and elegant. A crisp contemporary aesthetic with a slender tapering profile. The same attention to detail, emphasis on design, and simple elegance can be found across Switch lounge seating, chairs, stools and occasional tables.



Product Highlights

Features

- Arm or armless 4-leg chair; highback and lowback sled base
- Polished or matte chrome frame
- Upholstered arm caps on sled base
- SCS Indoor Advantage™ Gold Certified
- level™ 1 certified
- 90% Recyclable / 15% Recycled Content



Switch Lounge specification details

Click on “Coalesse Seating Spec Guide”

Bivi Rumble Seat Lounge Seating

Bring soft seating to the Workplace with the Bivi Freestanding Rumble Seat. Designed to blur the lines between work and home, this modern lounge alternative provides comfortable, durable seating in three sizes, with finish options to complement any space.



Bivi Rumble Seat specification details

Click on “*Benching Spec Guide*”



Product Highlights

Features

- Modern lounge seating in three sizes – designed to integrate with the Bivi desking system or stand alone. Add a Hoodie to your freestanding Rumble Seat to signal privacy for phone calls or quiet work.
- Designed to integrate with Bivi benching systems, Rumble Seat 48” or 60” attaches directly to the desk frame, providing a range of postures within one modular desk application.

Coupe Lounge Seating

Coupe Lounge Seating offers versatile seating that is adaptable to multiple environments and spatial needs. Available in two scales, standard and grande, the range includes lounge, two and three seat sofas, and an ottoman.



Coupe Lounge specification details

Click on “Coalesse Seating Spec Guide”



Product Highlights

Features

- Available in two scales, standard and grande, the Coupe range includes lounge, two and three seat sofas, and an ottoman. The smaller scale with a mere 28-inch footprint accommodates tight spatial environments. Grande versions offer full 3 inches more seat width.
- The entire collection is environmentally friendly with PBDE-free foam and plywood tab construction that reduces waste of raw materials and guarantees long-term durability.

Thoughtful Lounge Seating & Ottoman

A slightly winged back embraces Thoughtful Lounge Seating, which features chair, sofa and ottoman. Solid maple or walnut legs and double needle stitching and welt upholstery detail.



Thoughtful Lounge specification details

Click on “Coalesse Seating Spec Guide”

Product Highlights

Features

- Frame is a unibody construction with finger jointed plywood.
- Backrest embraces the user with a sweeping, concave design and side wings.
- Base features four solid hardwood legs with subtle curve design; non-adjustable glides standard.
- Upholstery features double needle stitching detail on the seams.

Flex Acoustic Boundary Lounge Screen

The multi-use acoustic boundary is a necessity in any busy team space. It provides acoustic performance, space division and a visual display area.



Product Highlights

Features

- Integrated clips allow you to display markerboards vertically or horizontally
- Grab the handle and go – the acoustic boundary is easy to move.
- Light or dark grey heather PET with a fluid, organic pattern provides a natural vibe to your work environment.



Flex Acoustic Boundary specification details

Click on “Steelcase Flex Collection Spec Guide”

B-Free Lounge Screen

B-Free screens in knit offer subtle privacy and promote concentration.



Product Highlights

Features

- Screens are available in small and large sizes with left or right applications in a variety of colors. Magnets allow screens to connect to another screen or connect to the large cube.



B-Free Lounge Screen specification details

Click on “B-Free Spec Guide”

Campfire Lounge Screen

Designed to provide visual privacy and send the message that focus work is happening, Campfire Screens help today's workers "get away" without going away. Use one alone or pair two together for portable privacy.



 **Campfire Lounge Screen** specification details
Click on “Turnstone Campfire Spec Guide”

Product Highlights

Features

- Perfect addition to Big Lounge and Half Lounge furniture.
- Right hand and left hand available.
- Constructed with a steel frame and a mesh covering
- Lightweight and breathable
- Ships ready to assemble

Flex Media Cart Mobile Display Unit

Technology-agnostic and effortlessly mobile, Steelcase Flex media cart keeps up with people, projects and organizations on the move.



Product Highlights

Features

- Available in a stunning array of colors and finishes – style it to blend with an office or introduce a pleasing visual pop.
- Add power with optional USB outlets and tidy up cables with an optional tech basket.
- Use the cart’s pegs to wind up cords and hang cups that gather pens and other tools.
- Keep team supplies in reach with two spacious, open shelves.



Flex Media Cart specification details

Click on “Steelcase Flex Collection Spec Guide”

Exponents Whiteboard & Mobile Display

The Exponents Whiteboard and Mobile Display by Coalesse simplifies meetings with its carefully designed technological capabilities and portability.



Product Highlights

Features

- Handle on each end for easy movement throughout a space
- Integrated marker and eraser storage
- PolyVision e3 CeramicSteel magnetic markerboard surface
- Painted metal base with complementary protective plastic bumpers
- Wood veneer or painted outer side frame trim panels
- Ships assembled



Exponents specification details

Click on “Coalesse Tables, Storage + Accessories Spec Guide”

Groupwork Screens + Whiteboards

Groupwork is an endless collection of tables and multipurpose whiteboards designed to support the dynamic nature of collaborative work, from conference rooms and training spaces to cafés and lounges, and every space in between.



Groupwork Screens specification details

Click on “Collaborative Surfaces Spec Guide”



Product Highlights

Features

- Screens are available with laminate markerboards on both sides, e3 CeramicSteel on both sides, or tackboard on both sides.
- Four-leg base with locking casters are standard on screens.
- Laminate markerboard surface has a non-glare writing surface and accepts all standard dry-erase markers. e3 CeramicSteel surface is magnetic.
- Tackboard surface is available in a variety of fabric options.

Victor2 Recycling Center

Victor2 encourages recycling with upscale and streamlined aesthetics.



Product Highlights

Interchangeable Inserts

- Icons give clear direction for disposal and recycling.
- Comes standard in English/Spanish/French.

Optional Accessories (Freestanding Units Only)

- Tray shelf for use in cafe areas
- Changeable messaging display



Victor2 specification details

Click on “Storage Spec Guide”