

EverWood[®] Alternative Wood Blinds



HunterDouglas 



2018 EverWood® Blinds Updates

NEW SIMPLELIFT™ AND SIMPLELIFT WITH POWERVIEW® MOTORIZATION ON 2½" SLAT SIZE

Now the 2½" slat size has 4 different options for cordless operating systems, making safety more accessible.

NEW DECORATIVE TAPES WITH SIMPLELIFT AND SIMPLELIFT WITH POWERVIEW MOTORIZATION

Enjoy the peace of mind of a cordless lift system, and express personal style with decorative tapes.

NEW CORDLESS MAXIMUM SIZE STANDARD EXTENSION

Popular cordless operating systems SimpleLift, SimpleLift with PowerView Motorization, LiteRise®, and UltraGlide® have new maximums to cover more windows.

NEW VALANCE ORDERING PROCESS

Simplifies valance order entry, including specialized end treatments.

NEW VISUALIZATION TOOL

Improves order accuracy with ability to visualize order before placing.



More Cordless Options for 2½" Blinds

SIMPLELIFT™ AND SIMPLELIFT WITH POWERVIEW® MOTORIZATION EXPANSIONS

- The beveled 2½" slat in both Distinctions™ and TruGrain® has more enhanced safety options.
- Now with an opening price-point operating system.
- Beveled 2½" slats are available with 4 unique operating systems:
 - › SimpleLift
 - › SimpleLift with PowerView Motorization
 - › PowerView Motorization
 - › LiteRise®

Decorative Tapes with SimpleLift™ and SimpleLift with PowerView® Motorization

Style meets safety with decorative tape design option for cordless upgrades.

- Available on 2" slat size only.
- All EverWood® programs:
 - › Renditions™
 - › Distinctions™
 - › TruGrain®
- Available in 36 different decorative tape colors and patterns.





Cordless Operating Systems Size Grid Expansion

- 4 of the most popular operating systems now can accommodate larger windows.
 - › SimpleLift™
 - › SimpleLift with PowerView® Motorization
 - › LiteRise®
 - › UltraGlide®
- New maximum sizes for both 2" and 2½" slat sizes.


Valance Ordering Made Easy

Custom valance ordering is easier than ever with the new valance ordering process.

- Covers all standard valance needs along with specialized end treatments.
- Easy to follow step-by-step process increases accuracy and eliminates the need to use special instructions.

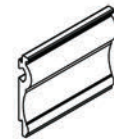
VISUALIZATION TOOL

- Configuration and design options at-a-glance.
- New visualization tool provides a complete rendering of a blind before it's ordered.
- Allows quick visual reference for order accuracy assurance in DirectConnect® and during order confirmation.
- Compare important details such as operating systems and slat sizes for ultimate consumer customization.
- Features chosen order specifics, including design options, operating system, valance mount type, and more.



Blind Width:	34 5/8"
Blind Height:	62 3/4"
Slat Size:	2 1/2"
Mount:	Inside
Color:	971 Arctic Snow
Hardware:	Standard
Valance:	3 1/4" Grandover™
Valance Mount:	Outside
Return Length:	1"
Mounting Depth:	2 3/4"
Tilt Option:	Tilt Cord
Tilt Position:	Left
Lift Option:	Pull Cord
Lift Position:	Right
Routing:	Traditional Routed
Ext. Bracket:	None
Spacer Blocks:	2

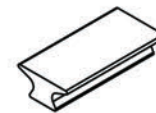
3 1/4" Grandover™ Traditional Routed



Wood Tassel



Bottom Rail



SimpleLift™ Operating System

SAFETY AND EASE

With SimpleLift™, EverWood® blinds offer even more enticing advantages: convenience and enhanced safety by removing pull cords.

EASY OPERATION






















- Simply push the button, located on the bottom rail, to raise and lower to the desired position.
- Then, release the button to lock the blind into place.

SPECIFICATIONS

- Available on 2" Renditions™, and 2" and 2½" Distinctions™ and TruGrain® blinds.
- Traditional routing.
- Wand tilt standard; cord tilt optional.



SimpleLift™ System Bottom Rail Color Options

591	White Tiara Textured		116	White Diamond Textured	
560	Manilla Cream Textured		993	Antique White Textured	
852	Gardenia Textured		302	Bamboo Silk Textured	
075	Camel Textured		369	Russet Textured	
449	Oak Textured		573	Tiger Eye Textured	
177	Ginger Textured		756	Brown Bread Textured	
390	Sweet Chocolate Textured		249	Cognac Textured	
391	Tender Taupe Textured		237	Brushed Nickel Metallic	
679	Ash Textured		084	Bronze Textured	
901	Riding Boot Textured		242	Venetian Bronze Textured	
044	Aluminum Metallic		038	Black Textured	

Safety Has Never Looked So Good

DESIGNER FINISH OPTIONS

Bottom rail colors for the SimpleLift™ operating system are available in designer textured and metallic finishes, and match beautifully to home décor or window frame color.

A VARIETY OF COLOR CHOICES

- Bottom rail colors are color-coordinated for easy ordering, or choose from 22 bottom rail colors from bright white to metallic.
- Find a color to match today's most popular interior finishes.

PowerView® Motorization

INTELLIGENT BLINDS THAT SIMPLIFY YOUR LIFE

PowerView® Motorization allows users to transform the light with a simple push of a button or tap on a mobile device.

FOR TODAY'S LIFESTYLE

- Increased RF range and reliability with two-way communication.
- Seamlessly connects the user to home's window coverings.
- Not backwards compatible with Platinum™ Technology.

BLIND SPECIFICATIONS

- Available only on 2" and 2½" Distinctions™ and TruGrain® blinds.
- Tilt only.



Our Most Intelligent, Premium System

SIMPLELIFT™ WITH POWERVUE® OPERATING SYSTEM

- Available with 2" and 2½" Distinctions™ and TruGrain® blinds.
- Ease of the SimpleLift system is combined with the convenience of PowerView® Motorization.
- Allows for worry-free enjoyment and peace of mind.
- With no wands or tassels required to lift, lower or tilt the blind, views are uninterrupted for a clean look.
- Each blind has been paired with a SimpleLift bottom rail color, or select from one of the 22 colors to create a custom look.





Enhancing Safety With Innovation

EverWood® Alternative Wood Blinds offer 5 operating systems that minimize cords for enhanced safety.

- SimpleLift™—features components inside a color-coordinated aluminum bottom rail that raise and lower the blind with a push-button feature. Standard with wand tilt.
- LiteRise®—operate the blind by simply moving the bottom rail. Standard with wand tilt.
- UltraGlide®—uses a retractable pull wand or cord. Standard with wand tilt.
- PowerView® Motorization—offers state-of-the-art tilt control with the touch of a button or a tap on a mobile device, eliminating tilt cords.
- SimpleLift with PowerView—combines convenience with technology for a blind that requires no wands or tassels to operate.

EverWood® Alternative Wood Blinds

2" RENDITIONS™

The optimal choice for customers who desire Hunter Douglas quality at a lower price-point.

2" AND 2½" DISTINCTIONS™

Features a palette of our best-selling white finishes, ranging from true white to elegant ecru, and solid gray tones.

2" AND 2½" TRUGRAIN®

Our proprietary finish mirrors the feeling and realistic depth of natural wood and organic textures, creating a look of warmth and beauty.



EverWood® Blinds Customization

COMPREHENSIVE OFFERING IN AN ARRAY OF COLORS

Features popular neutrals, realistic grain patterns, and both flat and beveled slat options.

de-Light™ ROUTLESS OPTION

Eliminates rout holes for a finished look, providing maximum privacy and light control.

DECORATIVE TAPES

Choose from a variety of options to add a decorative touch to any EverWood® blind.

VALANCES

- Distinctions™ and TruGrain® blinds come standard with the Grandover™ valance.
- Renditions™ blinds come standard with the Crown valance.





Product Features and Benefits

ENJOY THE BEAUTY AND DURABILITY OF ALTERNATIVE WOOD

- Choose from a wide variety of colors, operating systems, and decorative upgrades.
- Unique formula that is superior in quality and perfect for high-traffic areas.
- Performance Plus™ protection against fading, yellowing, bowing, or warping.