

Beautiful. Versatile. Energy Efficient.



The joy of great design.

At Hunter Douglas, we believe your window fashions should bring you the greatest possible enjoyment, adding beauty and **style** to your home. That's why we're passionately driven to design our products with a refined sense of style and industry-leading **innovation**. So when you choose the Hunter Douglas brand, you can be sure high **quality**, beautiful window fashions decorate your home for many years to come. Everything is designed to be seen, touched, experienced. Loved.

HunterDouglas 

Duette®



Fabric Architella® Calypso™ | Color Swell | 3/4" Light Filtering
Operating System PowerView® Motorization, Top-Down/Bottom-Up



Architella®

The superior design of Duette® Architella® Honeycomb Shades creates insulating layers for added energy savings, as well as an elevated standard in beauty.



To customize your Duette® shade, choose from a wealth of high-performing fabrics in neutral tones and vibrant colors — all impervious to fading.



Fabric Architella® Elan® | Color Julep | 3/4" Light Filtering
Operating System PowerView® Motorization (upper), UltraGlide® (lower)



The LightLock™ system is the only one of its kind to deliver on the promise of blocking 100% of incoming light via interlocking side channels.



The Duolite® design option seamlessly combines two different opacities for more control over light and privacy.

Sheer Fabric Whisper™ Sheer | Color White Organdy | 3/4" Sheer
Fabric Architella® Batiste Bamboo | Color Daisy White | 3/4" Light Filtering
Operating System LiteRise®, Duolite®



Fabric Architella® Alexa Metallic™ | Color Ceti | 1 1/4" Light Filtering
Operating System PowerView® Motorization



The Duette® Vertiglide® operating system uses one shade for an entire expanse of glass. Or, split the shade in two with each side operating independently.

PowerView® Motorization allows scheduling of Duette® Honeycomb Shades, so they adjust automatically to the sun's movements.



Fabric Architella® Alexa | Color Desert Sands | 3/4" Light Filtering
Operating System PowerView® Motorization, Top-Down/Bottom-Up



Fabric Architella® Elan® | Color Polar Gray | 3/4" Light Filtering
Operating System UltraGlide®, Top-Down/Bottom-Up

Room-darkening
opacities are available
in every Duette® fabric.



Fabric Architella® Elan® | **Color** Dark Chocolate | 1 1/4" Room Darkening
Operating System PowerView® Motorization



Fabric Architella® India Silk | Color Tiger Eye | 3/4" Light Filtering
Operating System LiteRise®, Top-Down/Bottom-Up

Cordless systems
enhance safety
in homes with
children and pets.



Designed for tilt-turn windows, the TrackGlide™ operating system ensures shades stay in place during operation and features easy installation that won't mar windows.



Fabric Architella® Elan® | Color Stone Hearth | 3/4" Light Filtering
Operating System TrackGlide™ with LiteRise®, Top-Down/Bottom-Up




Commercial with
Microshield™
provides fire safety
with antimicrobial
fabric protection.

Fabric Commercial | Color Beach Shells | 1/2" Light Filtering
Operating System EasyRise™



Window with no shades

Despite the fact that windows make up only 10% of a home's insulated shell, they can be responsible for up to 50% of heating and cooling energy loss. The illustrative infrared thermal image of the uncovered window (red) shows this energy loss.



Window with Duette® Architella® Honeycomb Shades

The window covered with a Duette® Architella® shade (green) demonstrates significantly improved energy savings.



As shown in this illustrative thermal house image, windows offer the perfect conduits for energy loss. Compared to the well-insulated walls and roofs of modern homes, standard double-pane windows allow 10 times more heat energy to flow through them.

Less Insulated More Insulated



Duette Single Honeycomb



Duette Architella Honeycomb

Compared to a single honeycomb, Duette® Architella® shades feature a unique honeycomb-within-a-honeycomb construction, providing three insulating pockets to help save even more energy.



Easy Selection

For ease of selection, all pleat sizes and opacities are available in every fabric.



Robust Choices

Enjoy a wide selection of colors and on-trend fabric collections, in addition to one-of-a-kind proprietary designs.



Noise Reduction

Duette® shades absorb up to 70% of sound energy, helping to create a more tranquil room.



Expansive Sizes and Small Stack

Duette shades can cover large and tall expanses of glass with minimal stack for unobstructed views.



Durable Headrail Finishes

Textured matte headrails are color coordinated to the fabric for a cohesive design.



Care and Cleaning

To ensure lasting beauty, all Duette shades are anti-static, dust- and soil-resistant, and easy to clean.

The benefits of Duette® Honeycomb Shades extend beyond energy efficiency.



Duolite®
Features two opacities in one shade—combining a sheer fabric with a light-filtering or room-darkening fabric.



Sheer
For ultimate daylighting and view-through



Semi-Sheer
For view-through and increased privacy

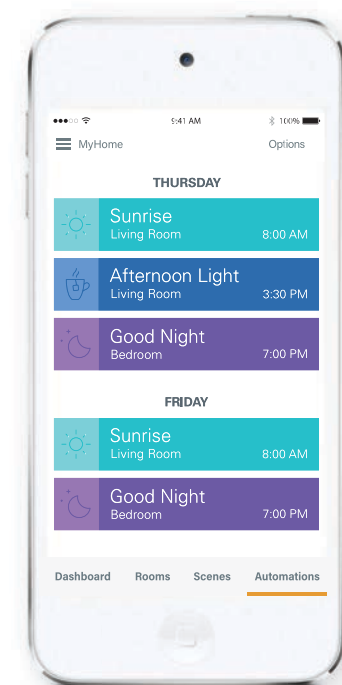


Light Filtering
For diffused light and privacy



Room Darkening
For maximum privacy

The PowerView® system smoothly integrates with other smart-home technology.



PowerView Motorization

- Wireless operating system controlled via the PowerView™ App or Pebble™ Remote
- Automatic operation by programming Scenes and Automations
- Battery-operated and plug-in options available

For more on PowerView, open the opposite page ▶



Fabric Architella® Calypso | Color Swell | 3/4" Light Filtering
Operating System PowerView® Motorization, Top-Down/Bottom-Up

LIFT



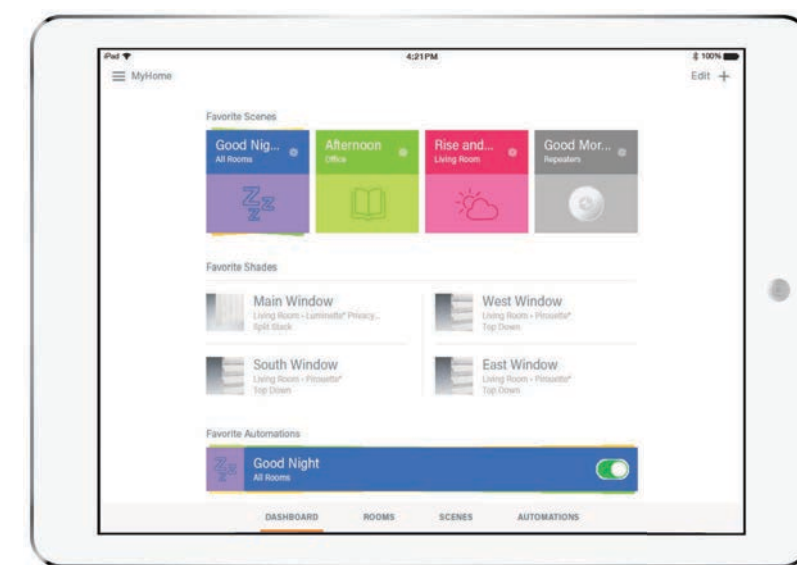
PowerView® Hub

Our elegantly designed Hub connects wirelessly to your home WiFi network. It's the central point of control for all your home's PowerView® window treatments, storing your settings and activating your Scenes.



PowerView® Repeater

The Repeater is a small signal enhancer that discreetly plugs into almost any outlet to extend signal range and carry commands throughout your home. It also provides customized lighting day and night via its illumination feature.



PowerView® App

Customize your collection of Rooms and Scenes with the App, then use the scheduling feature to operate them whether you're home or away. It's designed for compatibility with Apple® iOS and Android™ tablets and mobile devices.



Pebble® and Surface Remote

The stylish and colorful handheld Pebble® Remote or the wall-mounted Surface Remote puts direct adjustment at your fingertips. Operate individual or groups of shades with the push of a button.



Pebble and Surface Scene Controller

When your tablet or smartphone isn't handy, the Scene Controller works seamlessly with the PowerView® Hub and App to trigger the Scenes you've created, adding even more convenient control.



Pebble Color Selection

The brilliantly designed Pebble Remote comes in 10 colors: White, Black Matte, Citron, Poppy, Cobalt, Pewter Frost, Clear Frost, Oyster, Ecru and Mist. Surface Remote color options (not pictured): Black Matte, Nickel Matte and White Matte.



Voice Control and Home Automation

PowerView also seamlessly integrates with many smart speakers and sophisticated whole-home automation systems. Please see our website for the most up-to-date information on compatible systems and devices.



UltraGlide®

- Convenient, self-lowering system
- Retractable cord with wand combination
- One click of the wand lowers shade, pull down on wand to raise



LiteRise®

- No external cords for enhanced child safety
- Manually push up to raise, pull down to lower



EasyRise™

- Continuous loop cord with tensioner, mounted inside or out
- Pull cord to raise and lower shade

⚠ WARNING/ADVERTENCIA	
	Window blind cord can STRANGLE your child. To prevent strangulation, purchase cordless products or products with inaccessible cords.
	La cuerda de la persiana puede ESTRANGULAR a su niño. Para evitar el estrangulamiento, compre alternativas cuerda o productos con cuerdas inaccesibles.

Child Safety Labels on Corded Systems

These warning labels appear on window fashions with cords to make consumers aware of window cord hazards for children and pets.

Choose from innovative operating systems and design options to control light and privacy.



SkyLift™

- Covers large skylights
- Manual or motorized operation
- Available in top stack only




Vertiglide™ Duolite®

- Center-opening design combining two opacities in one
- Each fabric can span full width of opening



Vertiglide Traveling Center Stack

- Opens from the sides
- Closes from the center



Vertiglide™

- Covers sliding-glass doors or expansive windows
- Coordinates seamlessly with horizontal applications



Vertiglide Split Stack

- Operate as two individual shades



Vertiglide Left Stack or Right Stack

- Left stack opens from right to left
- Right stack opens from left to right (shown)



Specialty Shapes

Cover virtually any window, including arches, quarter circles, angles, trapezoids, hexagons and octagons.



Two-On-One Headrail

Two shades occupy a single headrail for a cohesive look, yet operate independently. It's ideal for large windows.



Streetside Fabric

Elan® Streetside offers an off-white street-facing fabric to reflect sunlight and blend with the home's exterior.




TrackGlide™ with LiteRise®

For European style tilt-turn windows, the TrackGlide™ with LiteRise® operating system keeps shades in place during window operation.



Pleat Size

Choose from 3/8", 3/4" and 1 1/4" pleat sizes.



Top-Down/Bottom-Up


Operate shades from top-down or bottom-up to achieve desired level of light and privacy.



Doors and Sidelights

Duette® Honeycomb Shades come in a wide range of specialty applications, including those for French doors, sidelights and other challenging window shapes.

These tailored options personalize the design of Duette® Honeycomb Shades and add even more practical functions.




Inside Mount 3/8" and 1/4"



Outside Mount 3/8" and 1/4"




Partial Mount 3/8" and 1/4"



Inside Mount 1 1/4"



Outside Mount 1 1/4"



Partial Mount 1 1/4"




Vertiglide™ Inside Mount 3/4" and 1 1/4"



Vertiglide Outside Mount 3/4" and 1 1/4"



Vertiglide™ Grandover™ Valance



Vertiglide Sydney Valance Standard Option

Depending on the application, Duette® shades can be mounted in a variety of window frame depths.



Sheer Fabric Whisper™ Sheer | Color White Organdy 1 1/4" Sheer
Fabric Architella™ Classic | Color London Sky 1 1/4" Light Filtering
Operating System Vertiglide™, Duolite™ and UltraGlide™, Duolite



Fabric Architella® Elan™ Color Volcanic Ash | 1 1/2" Light Filtering
Operating System PowerView™ Motorization, Vertiglide™

Known for their versatility, Duette® shades are available in more expansive sizes. Whether the application is vertical or horizontal, superior color coordination is guaranteed.

American Design and Craftsmanship

For over 70 years, Hunter Douglas has offered customers the finest, customized window fashions. Keeping that in mind, our products are designed and assembled with relentless attention to quality in the USA and Canada.



Designed with Safety in Mind

It is a Hunter Douglas priority to design products that are safer for infants, young children and pets. It's why Hunter Douglas has been the pioneer in developing innovative cordless systems and smart shade technology for your home.



Lifetime Guarantee

As an expression of our desire to provide you with a fully satisfying experience, all products are backed by a Lifetime Limited Warranty. For enduring quality and a sound investment in your home, insist on Hunter Douglas.





hunterdouglas.com

